

Wonderful Websites Plus



Compiled by Marci Rosenthal
Instructional Technology Resource Teacher
Richmond Public Schools
November 2019



Dolch Word Primer Jigword Game Language Arts 1.5

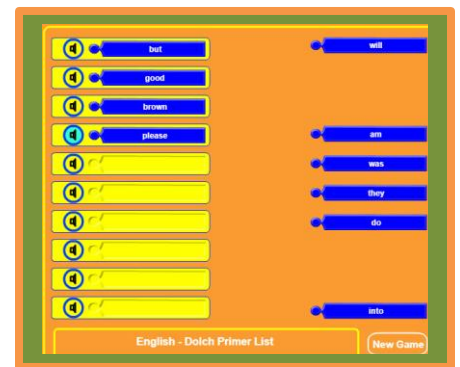
<http://www.dolchword.net/dolch-primer-jigword-game.html>

Dolch First Grade Jigword Game Language Arts 1.5

<http://www.dolchword.net/dolch-first-grade-jigword-game.html>

"You will need sound to play this game and it's easier

to hear the words with headphones. Click the speaker on one of the yellow jigsaw pieces to hear the word, then drag the matching word on the blue jigsaw piece over. Make sure it clicks into place. When you've matched all ten words you can reset and play with a different set of ten words chosen at random from the Dolch primer list. Be careful though. If you click a word into the wrong place, you can't get it out again so you won't get 10 out of 10!" Choose the correct level of the Dolch list you want your students to work with, on the left side of the page. This is an awesome activity to use with the SMARTboard.



Animal Adaptations Science 3.4

<https://bit.ly/1i0CNWe>

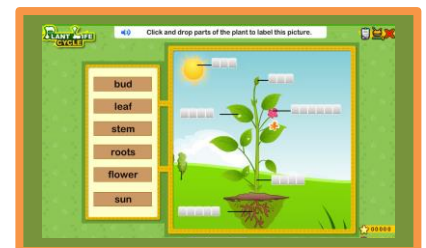
The mouse used camouflage to hide from the hawk. The geese migrated south to warmer weather. Do your students understand these sentences? Scholastic's Study Jam, Animal Adaptations, has a great short video that explains animal terminology and much more. Students can test themselves to see how much they have learned. Select the print button at the top of the screen for a hard copy of the keywords and their meanings.



Plant Life Cycle Science K.10 and 1.4

<https://www.turtlediary.com/game/stages-of-plant-life-cyle.html>

"Plant Life Cycle is an educational science lesson and game for kids. In this, kids will learn how a plant grows from a tiny seed. They will learn the names and functions of the basic parts of a plant like roots, stem, leaf, flower, and bud through a simple animated lesson. The lesson will be followed by 2 labeling exercises, through which kids will reinforce their understanding of plants and their life cycle. In these, kids will have to identify and label the different parts of a plant."





Language: Rules for Interjections Language Arts 5.8c


<https://tinyurl.com/y4urgjcp>
<https://tinyurl.com/y5ym835p>

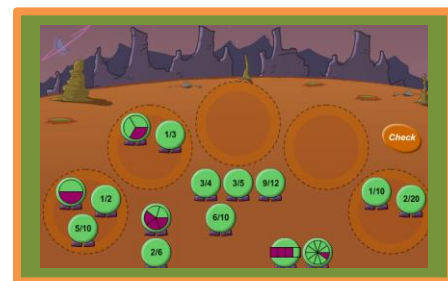
Working with interjections and need a quick review? Kahoot! has many quizzes already created. In these Kahoots, students will demonstrate their knowledge of interjections usage and rules. Just log in to your account. If you don't have one, create one. It's free.



Triplets Math 4.2a and 4.2b

<https://www.mathplayground.com/Triplets/index.html>

Need a great way to have students work with comparing fractions with and without models? Let students have fun with the activity, TRIPLETS, from Math Playground. "The Intergalactic Space Games (ISG) are held each year on Planet Rational. Teammates usually wear matching color uniforms but there was a mix-up at the ISG warehouse this year. Instead of matching colors, teammates will be wearing uniforms with matching *number values*. For example, athletes whose shirts contain the values $\frac{1}{3}$, or $\frac{3}{9}$, or the image, , would all be on the same team. (The student's) job, as ISG director, is to make sure all the athletes get to the correct starting place before the games begin. There are 8 groups to sort and each new group is more challenging (than) the last." This is a great game to be played on the SMART Board.

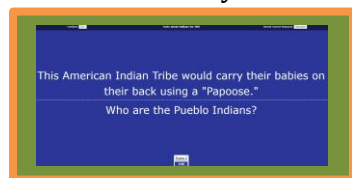


American Indians from Jeopardy Labs History 2.3 and 2.7

<https://jeopardylabs.com/play/american-indians9#.Xail4JU38rg.gmail>

Are you finished studying the American Indians?

Here is a Jeopardy game for your students to use as a review. You can divide your class into as many teams as you would like. You can even edit questions in the game.



Just remember to click the plus sign on the bottom of the page to add points after each question. Click the Spacebar to reveal the answers and the "esc" button to return to the game board. If you want to make your own Jeopardy game start at <https://jeopardylabs.com/>

Transportation	Occupation	Land	Facts about Indians	Home Sweet Home
This tribe used the bow and arrow for hunting.	This Indian tribe were warriors and hunters.	Lived in the Southwest.	This Native American tribe were nomads.	Lived in Teepees?
These American Indians raised AND rode horses.	This Indian tribe were farmers and herders.	Lived in the Plains.	They used to live in teepees and moved around a lot.	Live in adobes.
This group of Indians walked and rode canoes.	This Indian tribe were farmers.	Lived in the Eastern Woodlands.	They used to live in long houses and were farmers.	Lived in Long Houses or Yuccas.
How did the Lakota Sioux travel?	What was the main job of the Lakota Sioux?	The Lakota Sioux lived in the region of the USA.	They would make their clothes out of buffalo skin.	Built their home out of Buffalo skin.
The Pueblo Indians lived in a region of the Southwest.	The Pueblo Indians were farmers.	The Pueblo Indians lived in the region of the USA.	They would wear clothes made of cotton.	Built their home using a special clay.

Flashback Website



The First Thanksgiving

Social Science K.1 and 2.2

<http://www.scholastic.com/scholastic-thanksgiving/>

Did you know that the first Thanksgiving feast lasted for days and the Wampanoag Indians had to build their own guest houses for their stay? Check it out! Scholastic has created this awesome website all about the first Thanksgiving for you and your class to explore. Click on "The Mayflower" tab to hear about the journey across the Atlantic Ocean. Check out daily life for the Pilgrims and Indians with the





“Daily Life” tab. Watch a slide show about the first Thanksgiving under “The Feast.” Take your students on a virtual field trip to “Plimoth Plantation.” Make sure to click on the little speaker buttons found throughout the website to listen to the text. The “Teacher Resources” tab provides a link to lesson plans and additional resources. What other interesting facts can you and your class discover about the first Thanksgiving?

Teacher Tool

PhotoCollage



<https://www.photocollage.com/>

Do you want a photo collage of your class or need a collage about topics being studied? In PhotoCollage you can add any photo or clipart to create the collage. Just drag the file onto the template. Change the size and background of the template by selecting the “Collage” button at the top of the template. Photos and clipart can be resized using the handles which appear on the corners and they can be turned with the buttons above as well. You can even add text over images. Students can create their own collage as a project or coversheet for a report. This can be used to make interesting study guides.



Fun November Celebrations




November 5 - Election **Day**: Did you know there is such a thing as an Election Day Cake? Check out the history of this delectable treat.

<https://tinyurl.com/y47elalc>

November 13 – [World Kindness Day](#), How many acts of kindness can your students do on this day?

November 16 – [Have a Party with Your Bear Day](#). Read the book, “The Teddy Bears Picnic” by Jimmy Kennedy, or listen to the story sung by Anne Murray: <https://youtu.be/uxFIGWm9M6w>

November 23 - [National Cashew Day](#) This is a great day to share Cashew nuts. Do you know how they grow? <https://tinyurl.com/y59y4mgs>



November 28 Thanksgiving Day!

